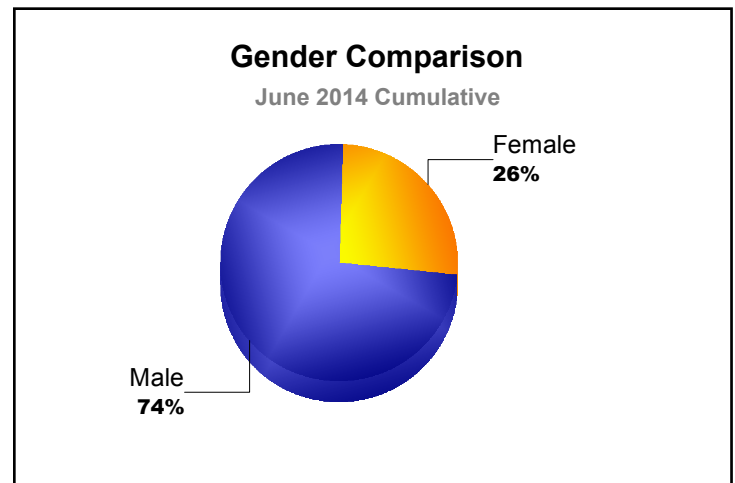
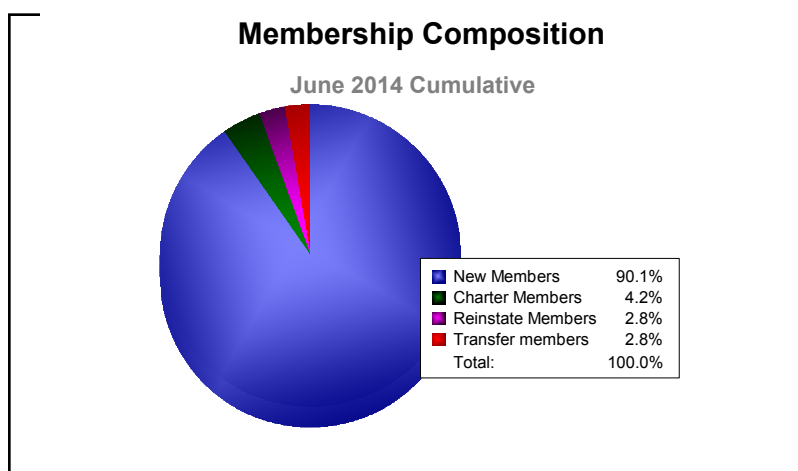
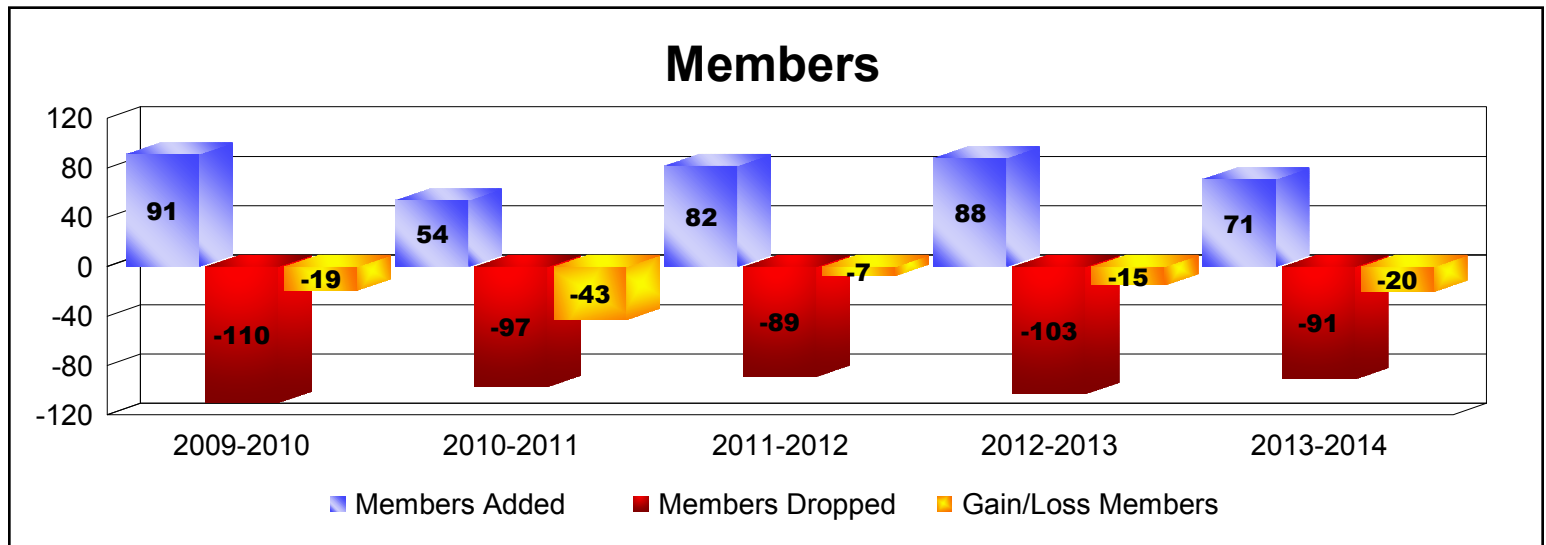
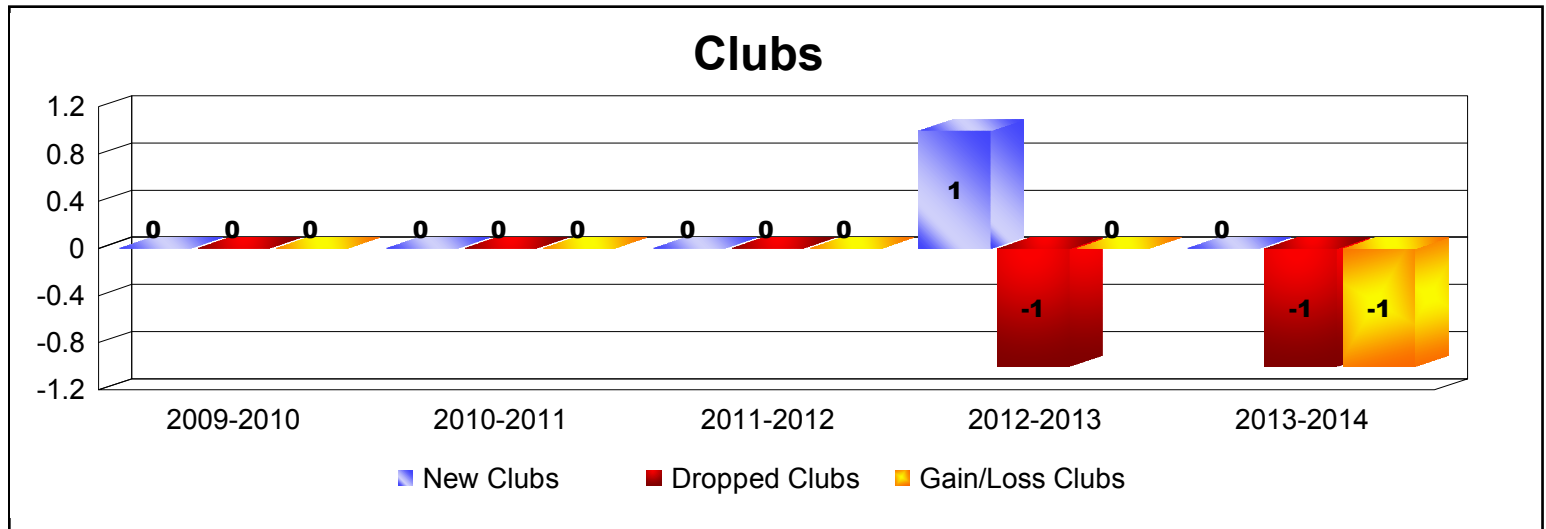
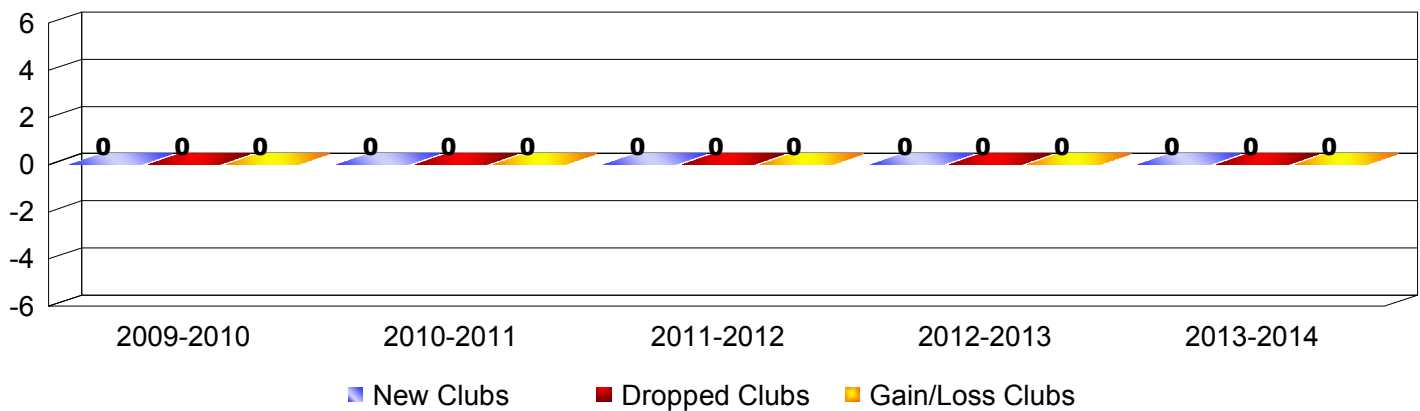


Year	New Clubs	Dropped Clubs	Gain/ Loss Clubs	New Members	Charter Members	Reinstate Members	Transfer Members	Total Member Added	Total Members Dropped	Gain/ Loss Members
2009-2010	0	0	0	87	0	1	3	91	-110	-19
2010-2011	0	0	0	47	0	0	7	54	-97	-43
2011-2012	0	0	0	62	0	6	14	82	-89	-7
2012-2013	1	-1	0	50	25	1	12	88	-103	-15
2013-2014	0	-1	-1	64	3	2	2	71	-91	-20
Average	0	0	0	62	6	2	8	77	-98	-21

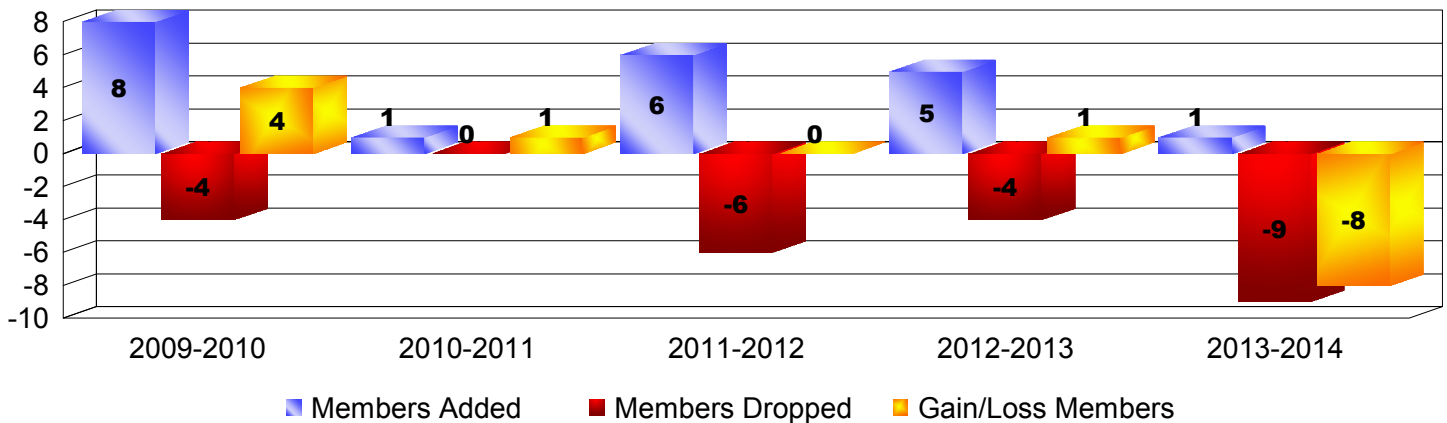


Year	New Clubs	Dropped Clubs	Gain/ Loss Clubs	New Members	Charter Members	Reinstate Members	Transfer Members	Total Member Added	Total Members Dropped	Gain/ Loss Members
2009-2010	0	0	0	3	0	1	1	5	-3	2
2009-2010	0	0	0	3	0	0	0	3	-1	2
2010-2011	0	0	0	1	0	0	0	1	0	1
2010-2011	0	0	0	0	0	0	0	0	0	0
2011-2012	0	0	0	2	0	0	0	2	-5	-3
2011-2012	0	0	0	4	0	0	0	4	-1	3
2012-2013	0	0	0	3	0	0	0	3	-1	2
2012-2013	0	0	0	2	0	0	0	2	-3	-1
2013-2014	0	0	0	0	0	0	0	0	-6	-6
2013-2014	0	0	0	0	0	0	1	1	-3	-2
Average	0	0	0	2	0	0	0	2	-2	0

Clubs

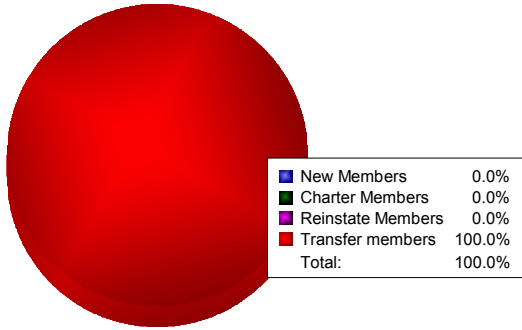


Members



Membership Composition

June 2014 Cumulative



Gender Comparison

June 2014 Cumulative

